



SPIRITS

PACKAGING SOLUTIONS



HYBRID PACKAGING SUPPLIER®



+



+



BEST ELEMENTS OF MANUFACTURERS

**Large scale and broad scope
deliver low cost and flexibility.**

VALUE-ADDED SPECIALTY SERVICES

**Our compelling suite of solutions
addresses your needs and unlocks profit.**

DISTRIBUTION & LOGISTICS

**Vast, capable network makes us
reliable and close to you.**

Berlin Packaging is the world's largest Hybrid Packaging Supplier® of glass, plastic, and metal containers and closures. We supply billions of items annually along with package design & innovation, sustainability solutions, global sourcing, warehousing & logistics, quality advocacy, and financing & consulting services for customers of all sizes. We bring together the best of manufacturing, distribution, and income-adding service providers.

Our mission is to increase our customers' net income through our packaging products and services.

02 OUR MODEL

05 AURORA COLLECTION

- 06 LUCA
- 07 MEERA
- 08 AYLA

09 PREMIUM SPIRITS COLLECTION

- 10 ESSENCE 750
- 11 BELLEVILLE
- 12 DESIREE & DESIREE SUPREME
- 13 PACHO & PACHO SUPREME
- 14 NOCTURNE
- 15 DECANTER CONTESSA & DECANTER CONTESSA SUPREME
- 16 JUNPIER
- 17 FRONTIER
- 18 BELLAGIO
- 19 DECANTER ALEX & DECANTER ALEX SUPREME
- 20 ASPECT
- 21 HERMITAGE
- 22 VODKA LIGHT
- 23 SERENADE
- 24 WHISKEY MALT & WHISKEY MALT STRAIGHT SIDED

25 MOLD AVAILABLE COLLECTION

- 26 LUZ
- 27 OTTO

- 28 KYOTO
- 29 ASCOT
- 30 ELLIOT
- 31 JULIA
- 32 ELIZABETH

33 INTERNATIONAL COLLECTION

- 34 TINA
- 35 CÔME
- 36 MOMENTUS
- 37 ELREY
- 38 SERAPHINE
- 39 JUNDO
- 40 MODISH SUPREME
- 41 ALFIE
- 42 BEBEL
- 43 CLEEF
- 44 NORAH
- 45 HARON
- 46 STONE
- 47 LUMIERE
- 48 ALCHEMIST
- 49 HELIUM MIXOLOGY

50 COMPLETING THE PACKAGE

BERLIN PACKAGING | SPIRITS

WE GROW ALONG WITH THE SPIRITS BRANDS WE SERVE

With over 100 years in the packaging industry, Berlin Packaging provides world-class packaging solutions to Spirits brands of all sizes. From stock bottles and closures to turnkey primary and secondary packaging, we help bring your product to market from concept to commercialization.

ONE-STOP-SHOP MODEL

With operations on four continents and over 2,000 employees worldwide, we leverage our global scale and capabilities to bring value to our customers. In fact, over the past 3 years our customers have earned \$240mm as a unique benefit of working with us.



OUR PROCESS



TRENDS & INSIGHTS

- **Data Analysis**
- **Category & Competitive Audits**
- **Quantitative & Qualitative Research**

Our extensive discovery process identifies the latest spirits category trends and market dynamics, allowing us to provide the most impactful options for our customers.

DESIGN THINKING

- **Choral Method**
- **World-Class Design Studio**
- **Innovation-Driven**

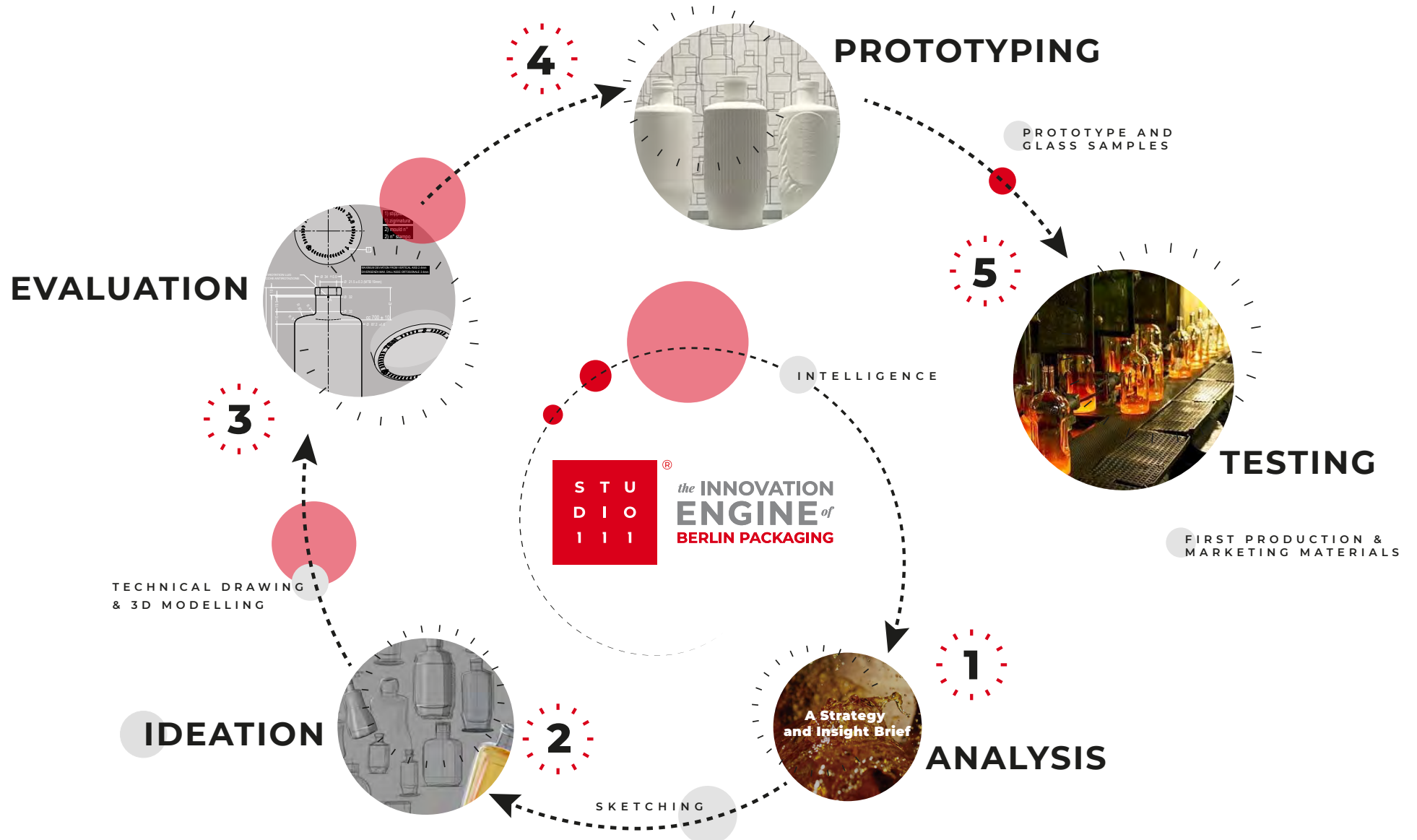
We embrace a collaborate and iterative design process, led by our Studio One Eleven branding specialists, industrial designers, and packaging engineers.

PERFORMANCE-DRIVEN

- **End Market Focus**
- **Corporate Patented Items**
- **Custom Solutions**

We create tailor-made packaging solutions that help spirits brands of all sizes succeed in the marketplace.

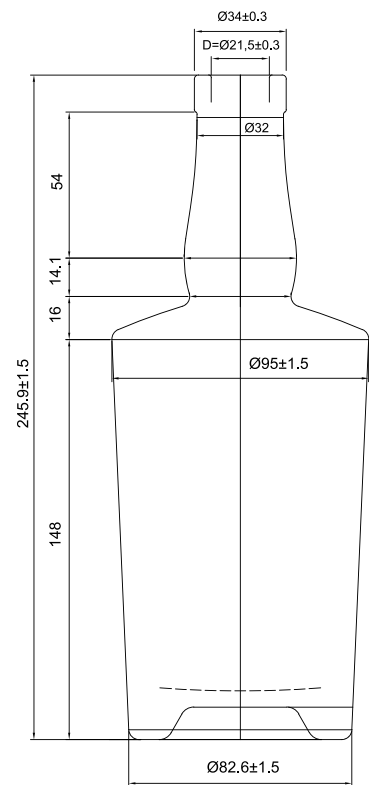
DESIGN THINKING APPLIED TO SPIRITS PACKAGING



AURORA COLLECTION

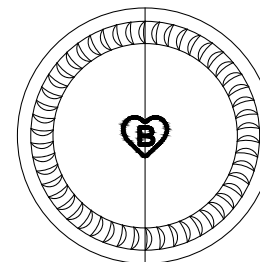


LUCA

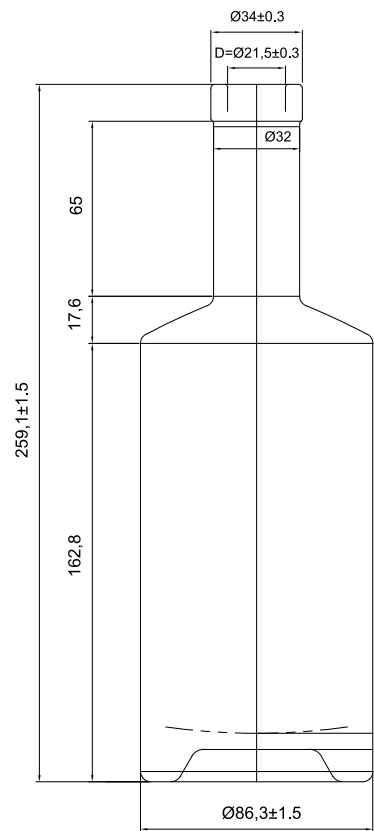


Italian for “bringer of light,” the Luca bottle shines in its elegant simplicity. The linear bottle silhouette is juxtaposed with a softly curved neck to create a distinguished design perfect for premium spirits. The solid base is substantial without feeling overpowering.

Nominal Capacity ml	750
Weight g	650
Height mm	246
Diameter mm	95
Finish type	Bar Top
Bore Diameter mm	21.5

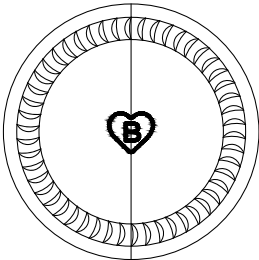


MEERA



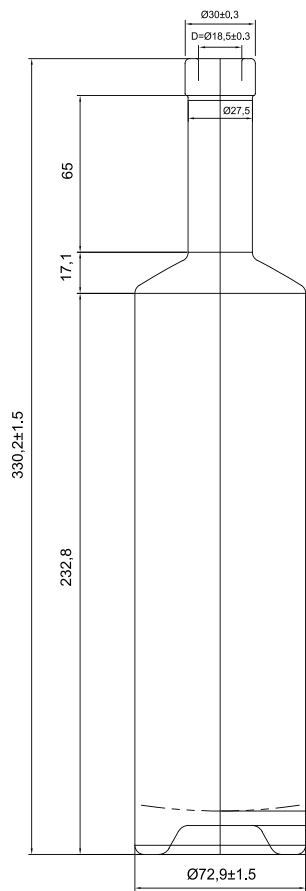
The Meera bottle taps into the minimalism trend with its clean lines and confident simplicity. The classic cylindrical shape makes it versatile for both light and dark spirits, and the thick but modest base reinforces quality.

Nominal Capacity	ml	750
Weight	g	650
Height	mm	259
Diameter	mm	86
Finish	type	Bar Top
Bore Diameter	mm	21.5



*Mold available; Stock not carried on floor

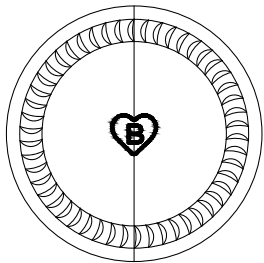
AYLA



Top-shelf spirits deserve a top-notch bottle, and the Ayla delivers. The sleek, statuesque bottle and tall neck work together to create an imposing presence. The perfectly-proportioned base is strong and simple, helping the bottle shine from top to bottom.



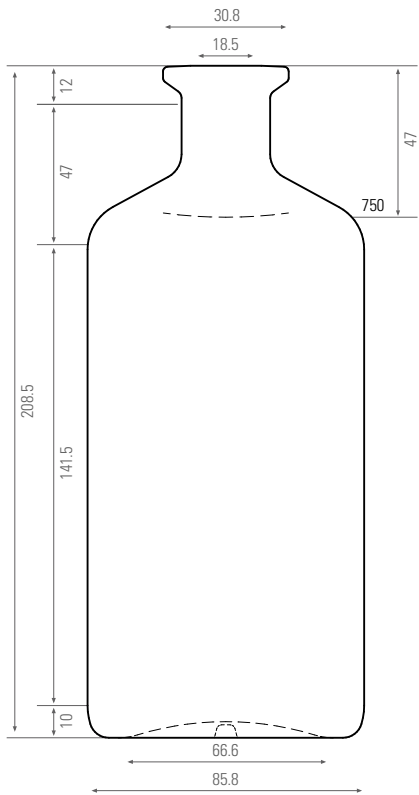
Nominal Capacity ml	750
Weight g	650
Height mm	330
Diameter mm	73
Finish type	Bar Top
Bore Diameter mm	18.5



PREMIUM COLLECTION

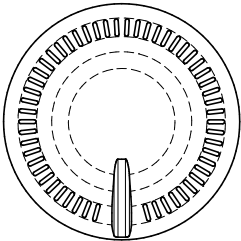


ESSENCE 750

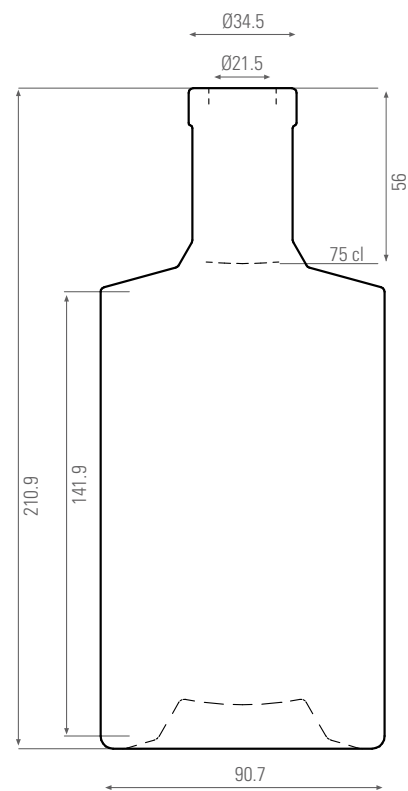


The Essence bottle captures the essence of well-crafted spirits. Its round body, round shoulders, and short, round neck were designed in an apothecary style that suggests quality and care.

Nominal Capacity ml	750
Weight g	500
Height mm	208.5
Diameter mm	85.8
Finish type	Bar Top
Bore Diameter mm	18.5

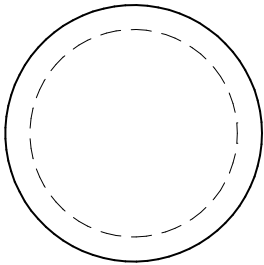


BELLEVILLE



The contrast between the round bottle and flat shoulder gives the Belleville its striking presence. A push-up base uses less glass for added sustainability. Though it may be shorter in stature, this bottle delivers big impact.

Nominal Capacity ml	750
Weight g	500
Height mm	210.9
Diameter mm	90.7
Finish type	Bar Top
Bore Diameter mm	21.5

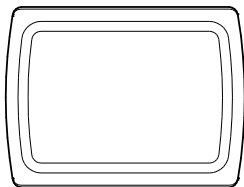


*Mold available; Stock not carried on floor

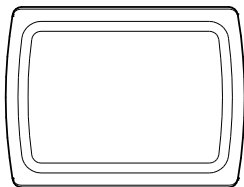
DESIREE & DESIREE SUPREME



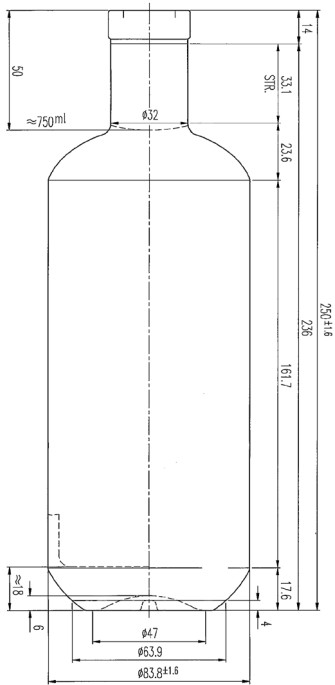
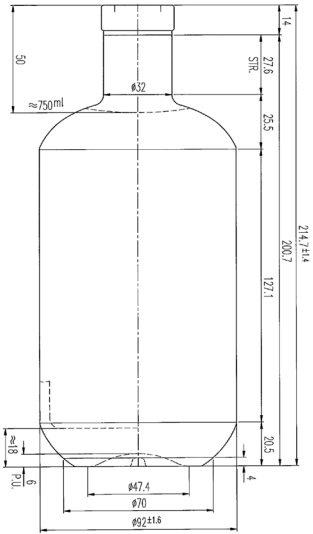
Nominal Capacity ml	750
Weight g	800
Height mm	210
Diameter mm	97.3
Finish type	Bar Top
Bore Diameter mm	18.5



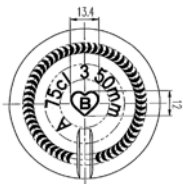
Nominal Capacity ml	750
Weight g	800
Height mm	255
Diameter mm	87
Finish type	Bar Top
Bore Diameter mm	21.5



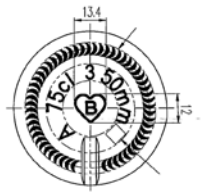
PACHO & PACHO SUPREME



Nominal Capacity ml	50*	100*	200*	200*	350*	375*	500*	700*	750
Weight g	100	170	300	300	400	400	500	740	750
Height mm	98	115	144.5	150.8	167	167	184	214.6	214.7
Diameter mm	41.2	50.4	62.2	62.2	72.8	74.5	81	89.8	92
Finish type	PP	B	B	PP	B	B	B	B	B
Bore Diameter mm	18	14	17.5	28	18.5	18.5	21.5	21.5	21.5

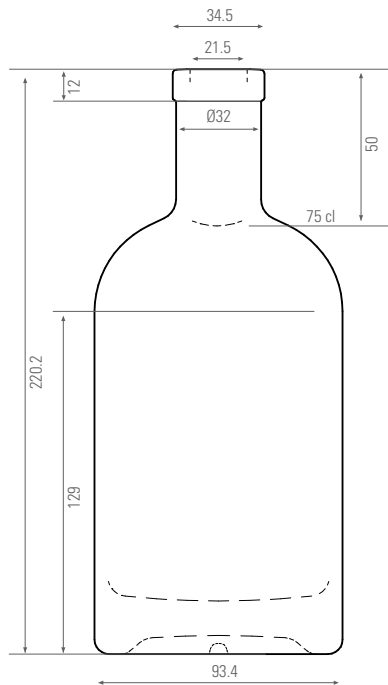


Nominal Capacity ml	500*	700*	700*	750	1000*
Weight g	500	740	450	750	750
Height mm	223.6	250	256.6	250	273.8
Diameter mm	72.1	81.8	77.9	83.8	89.5
Finish type	B	B	PP	B	B
Bore Diameter mm	21.5	21.5	31.5	21.5	21.5



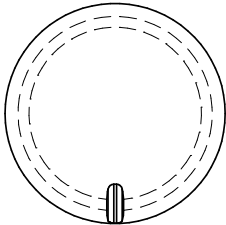
*Mold available; Stock not carried on floor

NOCTURNE



The Nocturne bottle reflects the modern simplicity of Scandinavian design. The cylindrical bottle has a softly curved shoulder and thick base, with a minimalism that lets the liquor inside shine.

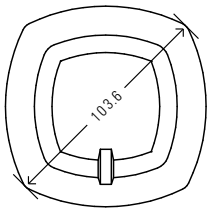
Nominal Capacity ml	50*	375	750	1750*
Weight g	100	420	700	1200
Height mm	101.5	174.1	220.2	320
Diameter mm	42	76.2	92.2	115
Finish type	ROPP	Bar Top	Bar Top	Bar Top
Bore Diameter mm	NA	18.5	21.5	21.5



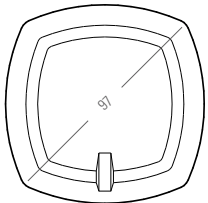
DEC. CONTESSA & DEC. CONTESSA SUPREME



Nominal Capacity ml	375*	750
Weight g	400	750
Height mm	179	221
Diameter mm	72	91.6
Finish type	Bar Top	Bar Top
Bore Diameter mm	18.5	21.5

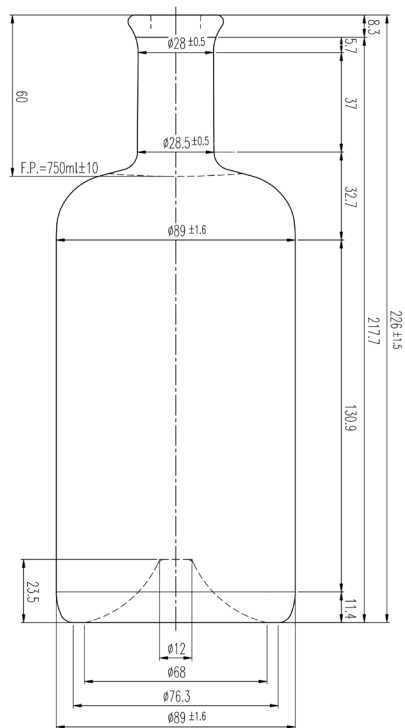


Nominal Capacity ml	750*
Weight g	750
Height mm	90.4
Diameter mm	90.4
Finish type	Bar Top
Bore Diameter mm	21.5



*Mold available; Stock not carried on floor

JUNIPER

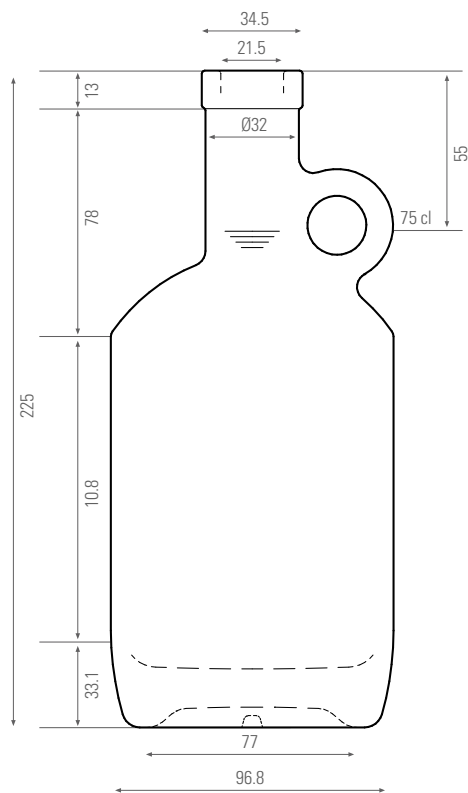


The Juniper symbolizes endurance, and our Juniper bottle lives up to its name. The apothecary-inspired bottle has a timeless aesthetic - a round body, soft shoulders, and push-up base that never goes out of style.

Nominal Capacity ml	200*	375	750
Weight g	250	350	650
Height mm	119	180	226
Diameter mm	68	70	89
Finish type	Perfume	Perfume	Perfume
Bore Diameter mm	18.5	18.5	18.5

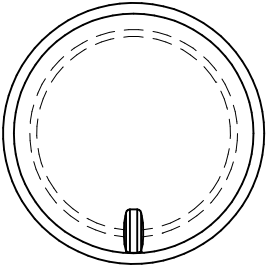


FRONTIER



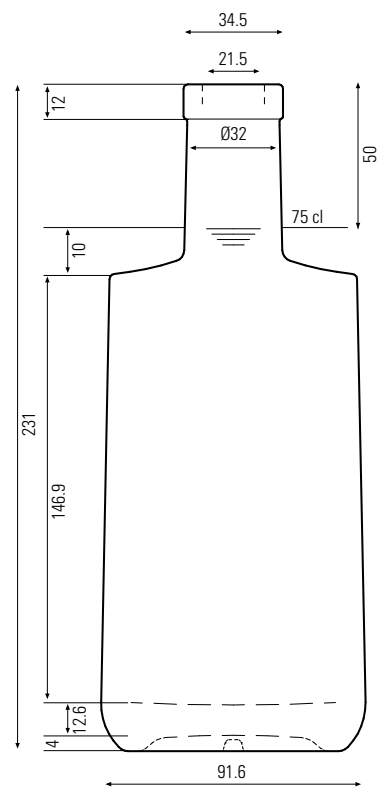
Crowlers aren't just for beer. The Frontier specialty growler is made with crystal clear super flint glass, making it perfect for spirits brands. The jug-like bottle has a thick base and features an integrated finger loop for convenience.

Nominal Capacity ml	375*	750
Weight g	440	885
Height mm	178.2	225
Diameter mm	76.7	96.8
Finish type	Bar Top	Bar Top
Bore Diameter mm	18.5	21.5



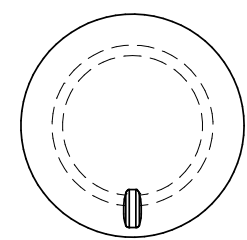
*Mold available; Stock not carried on floor

BELLAGIO

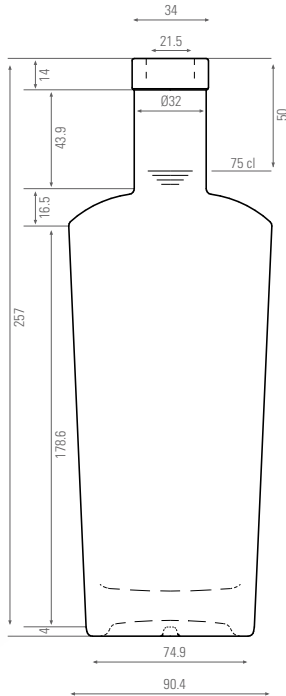
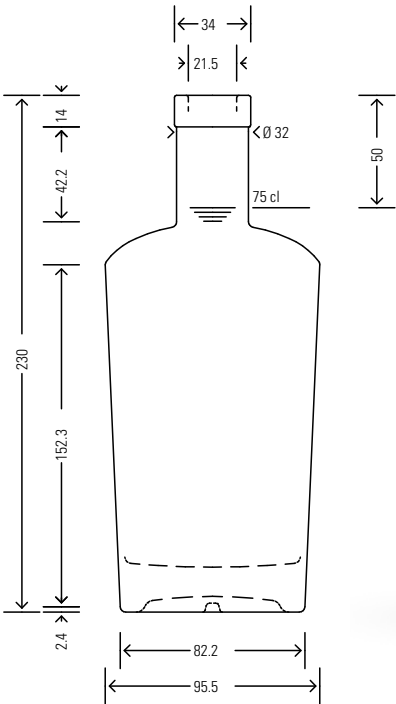


The Bellagio’s clean lines and ergonomic shape make it ideally suited to a variety of premium spirits. The bottle has a sleek, cylindrical body that sits atop a thick, sturdy base. The reversed tapered body seamlessly blends into the streamlined neck.

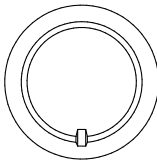
Nominal Capacity ml	50*	375*	750
Weight g	100	420	750
Height mm	101	184	231
Diameter mm	41	73	91.6
Finish type	ROPP	Bar Top	Bar Top
Bore Diameter mm	NA	18.5	21.5



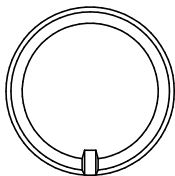
DEC. ALEX & DEC. ALEX SUPREME



Nominal Capacity ml	50*	375*	750	1000*	1750*
Weight g	100	400	750	900	1200
Height mm	105	186.2	230	251	305
Diameter mm	41	75.6	95.5	104.5	124.2
Finish type	ROPP	Bar Top	Bar Top	Bar Top	Bar Top
Bore Diameter mm	NA	18.5	21.5	21.5	21.5

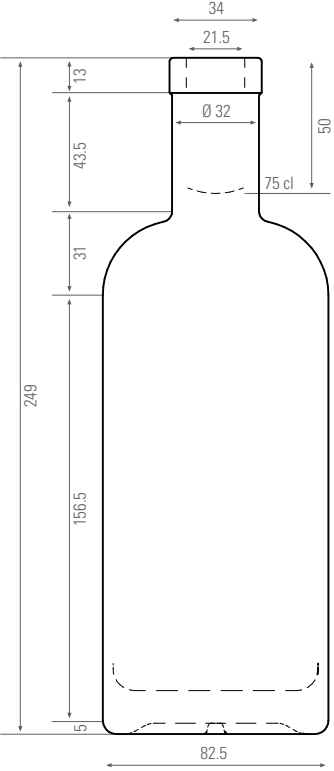


Nominal Capacity ml	750
Weight g	750
Height mm	257
Diameter mm	90.4
Finish type	Bar Top
Bore Diameter mm	21.5



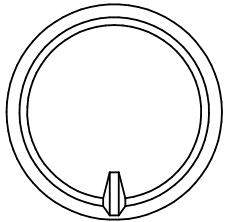
*Mold available; Stock not carried on floor

ASPECT

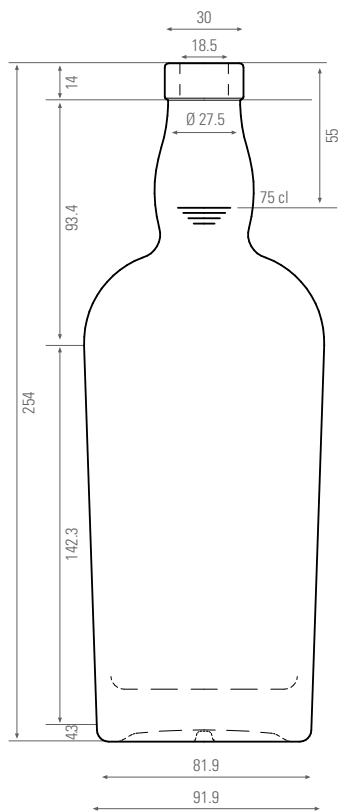


Simple doesn't mean boring, and that holds true with the Aspect bottle. The round, straight-sided bottle has a soft shoulder and thick base that work together to create a clean, classic silhouette perfect for a variety of high-quality spirits.

Nominal Capacity ml	50*	375	750	1000
Weight g	100	400	680	920
Height mm	110	198.8	249	295
Diameter mm	38	68.7	83.8	88
Finish type	ROPP	Bar Top	Bar Top	Bar Top
Bore Diameter mm	NA	18.5	21.5	21.5

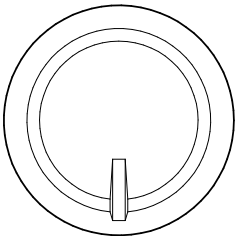


HERMITAGE



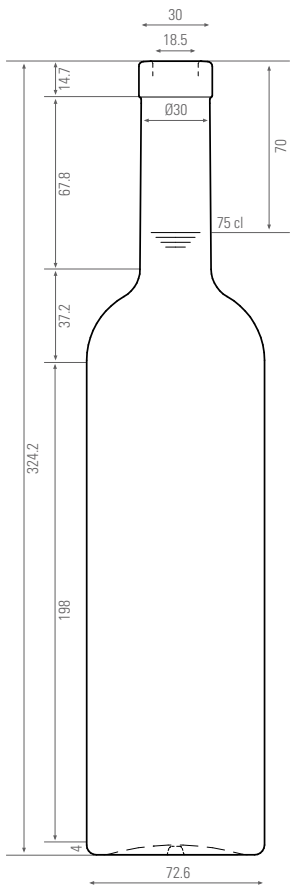
The curvy Hermitage bottle has a lot of flair. An elliptical neck gives way to a cylindrical body with round shoulders and a solid base. Each design element works together to create an old-fashioned aesthetic updated for today’s spirits.

Nominal Capacity ml	375*	750
Weight g	420	760
Height mm	201	254
Diameter mm	73	91.9
Finish type	Bar Top	Bar Top
Bore Diameter mm	18.5	18.5



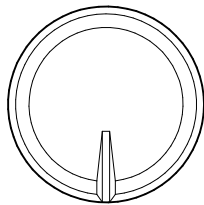
*Mold available; Stock not carried on floor

VODKA LIGHT

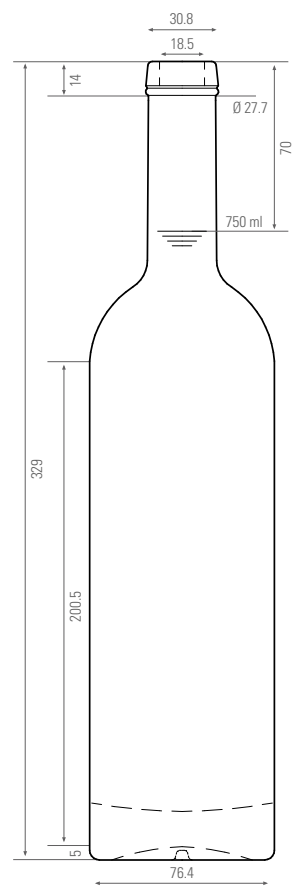


Though it may weigh less than traditional vodka bottles, the Vodka Light bottle is a heavy-hitter when it comes to quality. This classic spirits bottle is made with premium super flint glass and has an eco-friendly base that uses less material without sacrificing visual impact.

Nominal Capacity ml	750
Weight g	500
Height mm	324.2
Diameter mm	72.6
Finish type	Bar Top
Bore Diameter mm	18.5

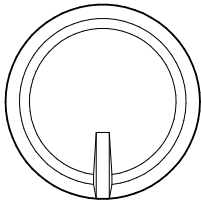


SERENADE



This superior vodka bottle sings on the shelf. The Serenade has a sleek, cylindrical silhouette that leads to a thick base. It's the perfect top-notch bottle for top-shelf spirits.

Nominal Capacity ml	375*	750	1000
Weight g	500	800	920
Height mm	267	329	346
Diameter mm	62	76.4	85.5
Finish type	Bar Top	Bar Top/Bets	Bar Top
Bore Diameter mm	17.5	18.5	18.5

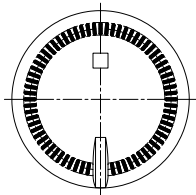


*Mold available; Stock not carried on floor

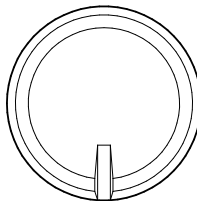
WHISKEY MALT & WHISKEY MALT STRAIGHT SIDED



Nominal Capacity ml	750
Weight g	700
Height mm	330
Diameter mm	80.5
Finish type	Bar Top
Bore Diameter mm	18.5



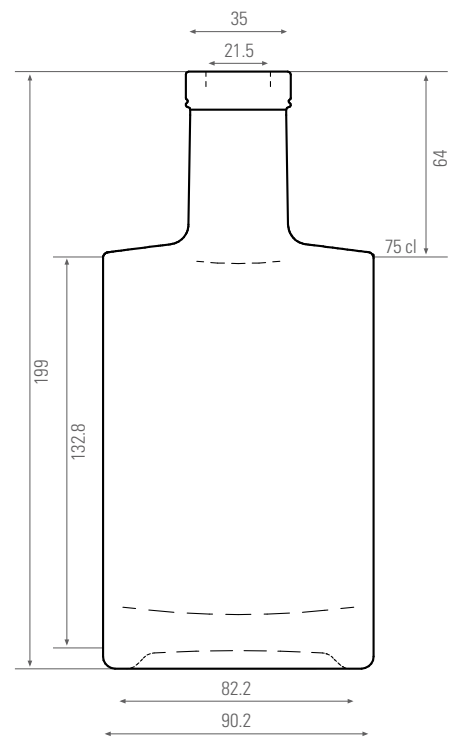
Nominal Capacity ml	750
Weight g	600
Height mm	325
Diameter mm	75
Finish type	Bar Top
Bore Diameter mm	18.5



MOLD AVAILABLE COLLECTION

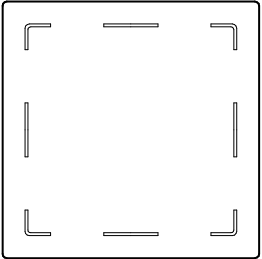


LUZ

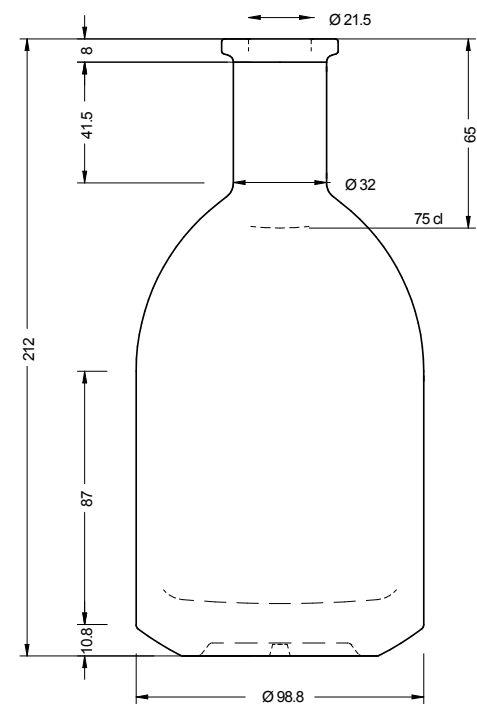


The square-shaped Luz bottle borrows cues from high-end fragrances. The straight-sided, thick-walled glass creates a dynamic design that differentiates at shelf. A thick base supports the ultra-premium aesthetic.

Nominal Capacity ml	750*
Weight g	950
Height mm	199
Diameter mm	90.2
Finish type	Bar Top/Bets
Bore Diameter mm	21.5



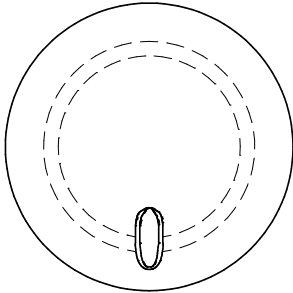
*Mold available; Stock not carried on floor



The Otto bottle creates visual and emotional impact through the unexpected pairing of opposing elements: a round and soft shoulder, an angular cut base, a flat glass sole. The result is an asymmetric balance that generates tension, attractiveness through contrast.

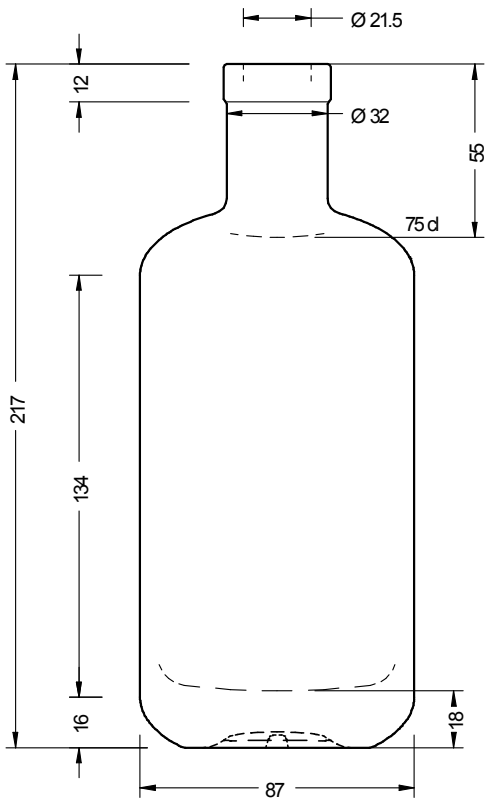


Nominal Capacity ml	500*	700*	750*
Weight g	500	750	750
Height mm	18.82	21.2	21.2
Diameter mm	85.0	96.0	98.8
Finish type	B	B	B
Bore Diameter mm	21.5	21.5	21.5



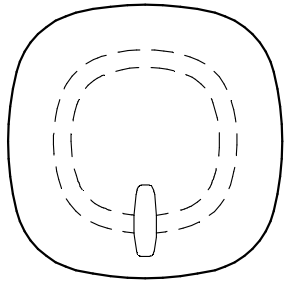
*Mold available; Stock not carried on floor

KYOTO

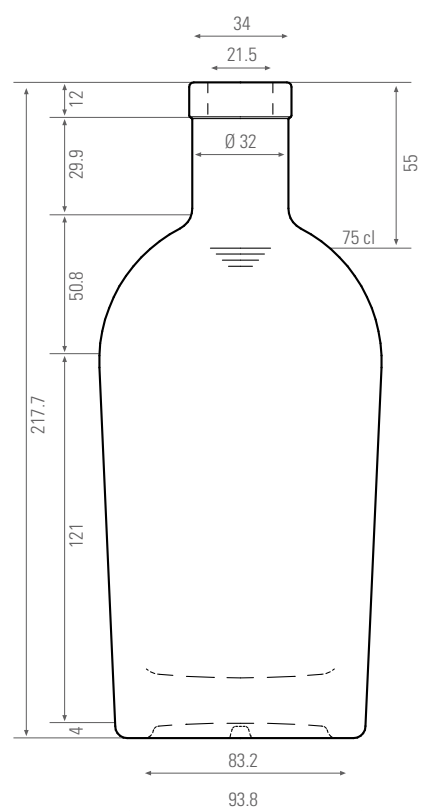


The Kyoto bottle's minimalist design features rounded corners softening the product image while allowing ample space for branding. The versatile bottle's straight neck makes it suitable for premium gin, whiskey or rum.

Nominal Capacity ml	200	350	375	500	700	750
Weight g	300	400	400	500	785	785
Height mm	147.6	175.8	175.8	192	217	217
Diameter mm	58.1	67	68.6	74.8	84.9	87
Finish type	B	B	B	B	B	B
Bore Diameter mm	17.5	18.5	18.5	21.5	21.5	21.5

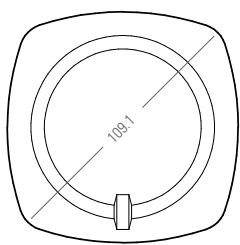


ASCOT



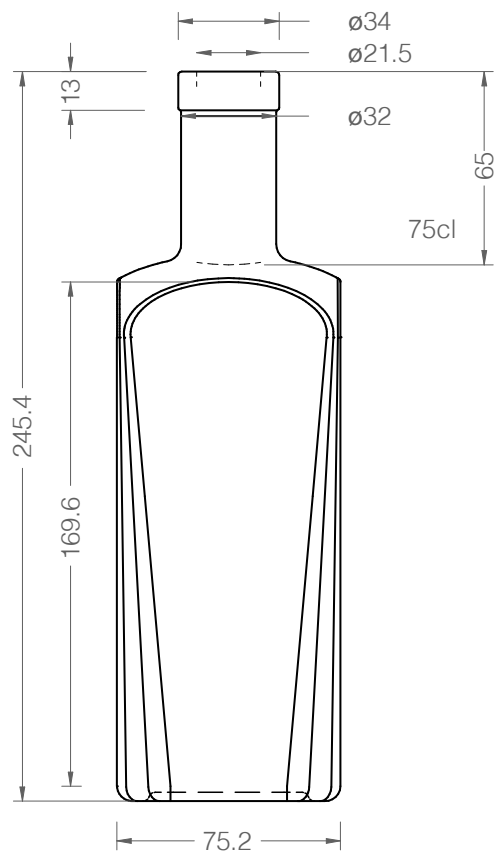
The Ascot bottle epitomizes understated elegance. This unassuming bottle features a gently rounded shoulder that flows seamlessly into the angled body. A thick, squared base complements the soft curves at the top.

Nominal Capacity	ml	750*
Weight	g	800
Height	mm	217.7
Diameter	mm	93.8
Finish	type	Bar Top
Bore Diameter	mm	21.5



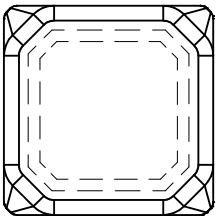
*Mold available; Stock not carried on floor

ELLIOT

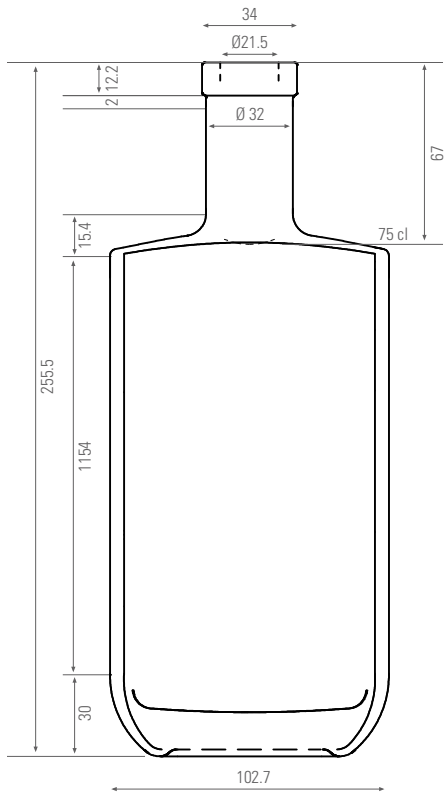


The Elliott bottle makes it hip to be square. The Elliott features a softly angled shoulder and square base creating a linear aesthetic. And the bottle's rectangular body acts as the perfect billboard for branding.

Nominal Capacity ml	750*
Weight g	600
Height mm	245.4
Diameter mm	75.2
Finish type	Bar Top
Bore Diameter mm	21.5

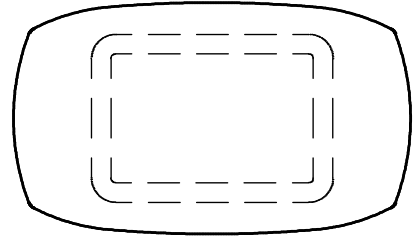


JULIA



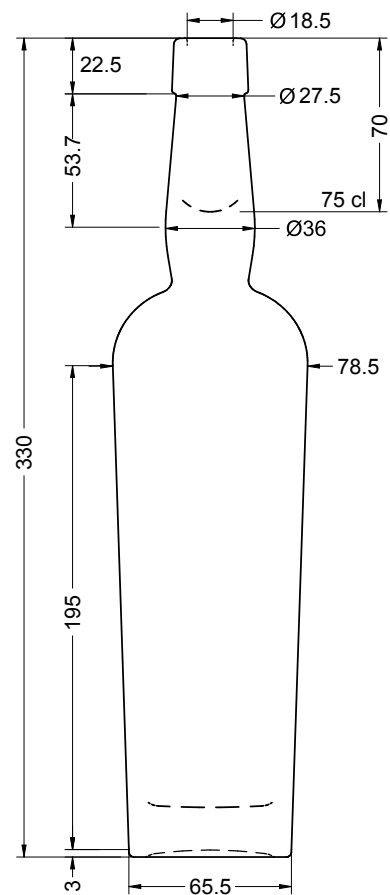
Julia's broad, rectangular facade creates an imposing presence at shelf while offering ample space for branding. A thick, rounded rectangular base serves as a counterpoint to the bottle's angular body and shoulders.

Nominal Capacity ml	750*
Weight g	800
Height mm	255.5
Diameter mm	102.7
Finish type	Bar Top
Bore Diameter mm	21.5



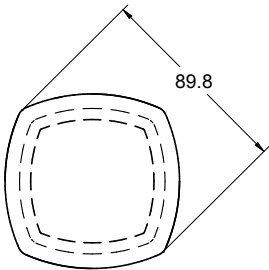
*Mold available; Stock not carried on floor

ELIZABETH



This statuesque Elizabeth bottle boasts a long, elliptical neck that mirrors its tall, tapered body - uniquely combining the cylindrical body with a square base for understated elegance.

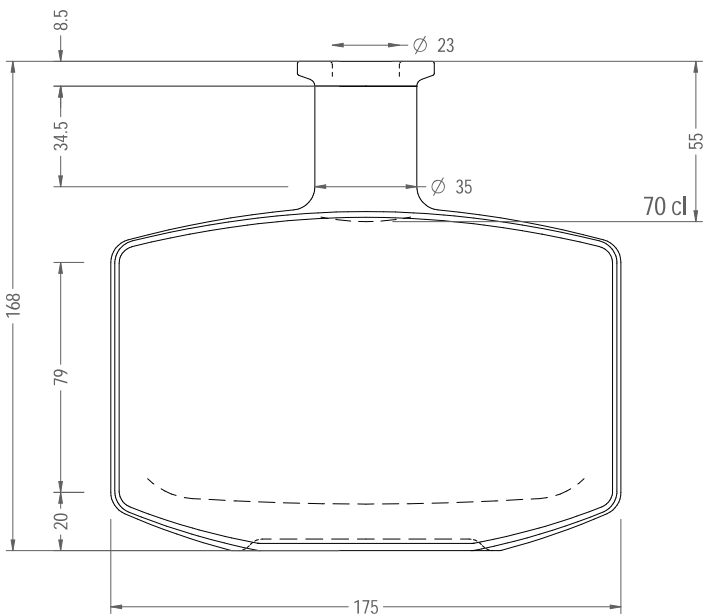
Nominal Capacity ml	750*
Weight g	750
Height mm	330
Diameter mm	78.5
Finish type	Bar Top
Bore Diameter mm	18.5



INTERNATIONAL COLLECTION

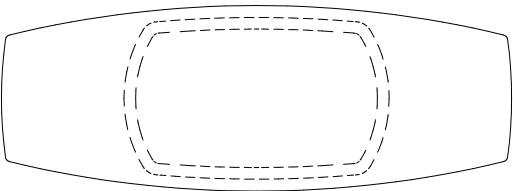


TINA

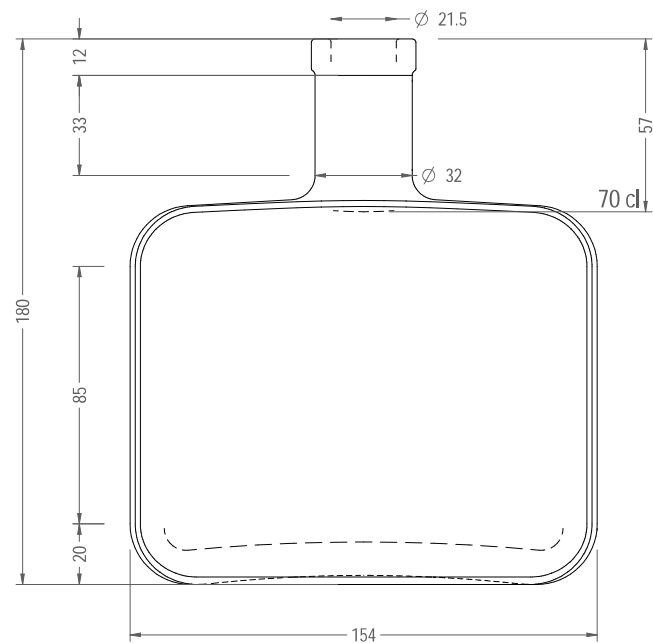


Exclusive and contemporary, the Tina carafe presents a design that is clearly distinctive in the cluttered world of super-premium carafes. This elegant bottle delights with its clarity and earns its place on the top shelf.

Nominal Capacity ml	700*
Weight g	1000
Height mm	327
Max Ø / diagonal mm	175
Finish type	BP
Finish Dimension mm	23

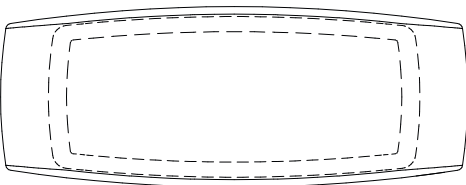


CÔME



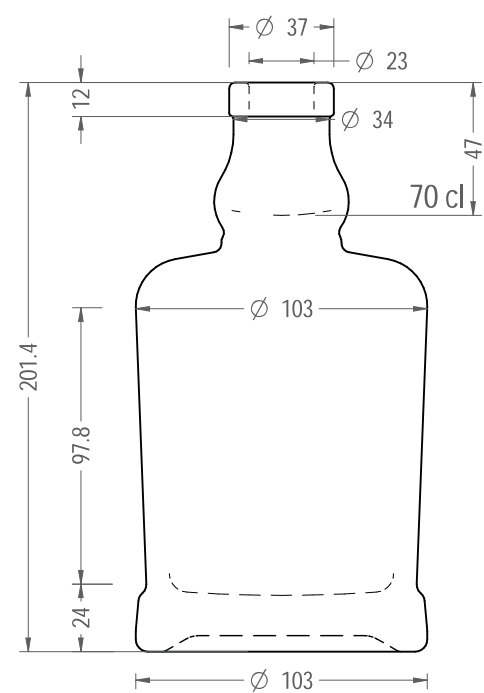
CÔME boasts an exquisite design, meticulously crafted down to the smallest detail. Its robust, rectangular facade provides an ideal canvas for branding. The imposing structure is balanced by gently sloping shoulders, creating a harmonious blend. This design requires impeccable proportions and meticulous attention to every detail.

Nominal Capacity ml	500*	700*
Weight g	750	900
Height mm	164.5	180
Max Ø / diagonal mm	139.5	154
Finish type	B	B
Finish Dimension mm	21.5	21.5



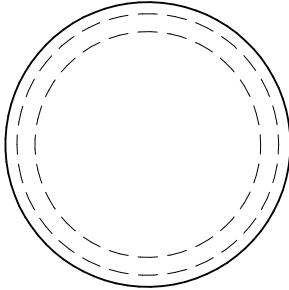
*Mold available; Stock not carried on floor

MOMENTUS

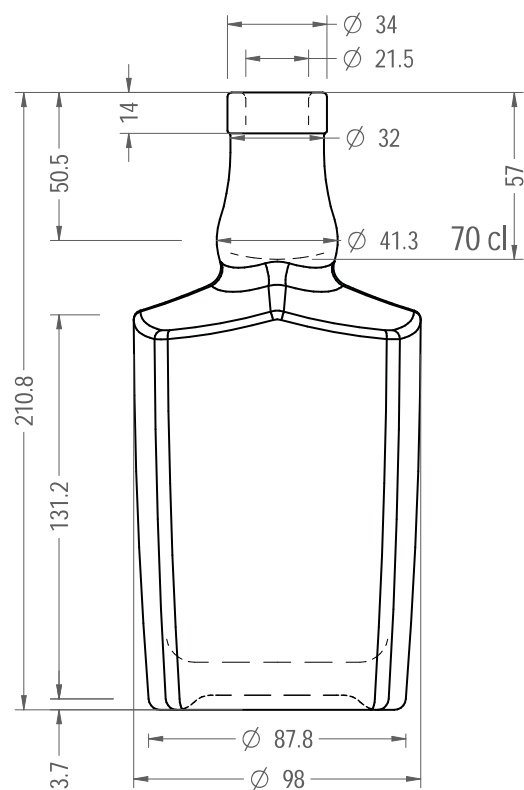


The Momentus bottle evokes the barrels that cradle and color the finest whiskeys. With its curvaceous neck and a thick base, the Momentus is designed with the finest spirits in mind.

Nominal Capacity ml	700*
Weight g	950
Height mm	201.4
Diameter mm	103
Finish type	B
Bore Diameter mm	23

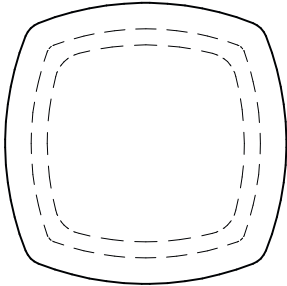


ELREY



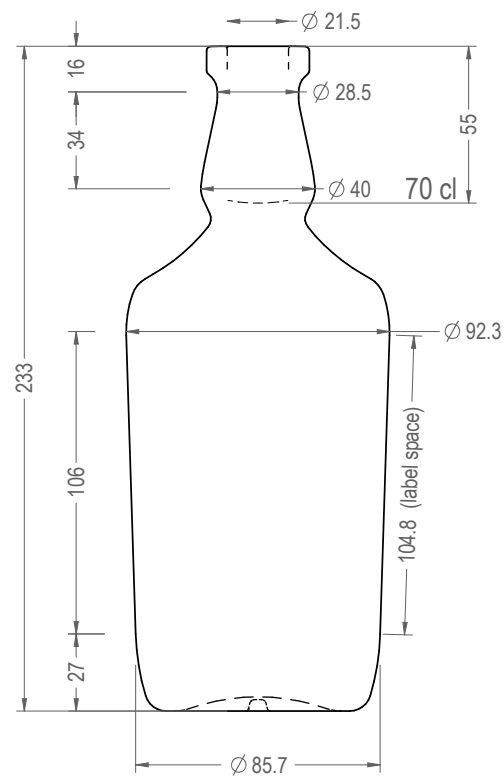
The Elrey bottle is a regal option for high-end spirits. The bottle's square shape is complemented by a sinuous neck and thick base, lending an air of unmatched sophistication – making this bottle fit for king.

Nominal Capacity ml	700*
Weight g	950
Height mm	210.8
Diameter mm	98
Finish type	B
Bore Diameter mm	21.5



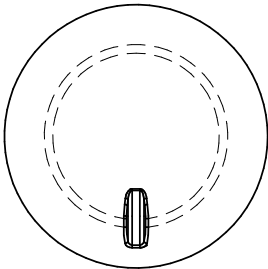
*Mold available; Stock not carried on floor

SERAPHINE

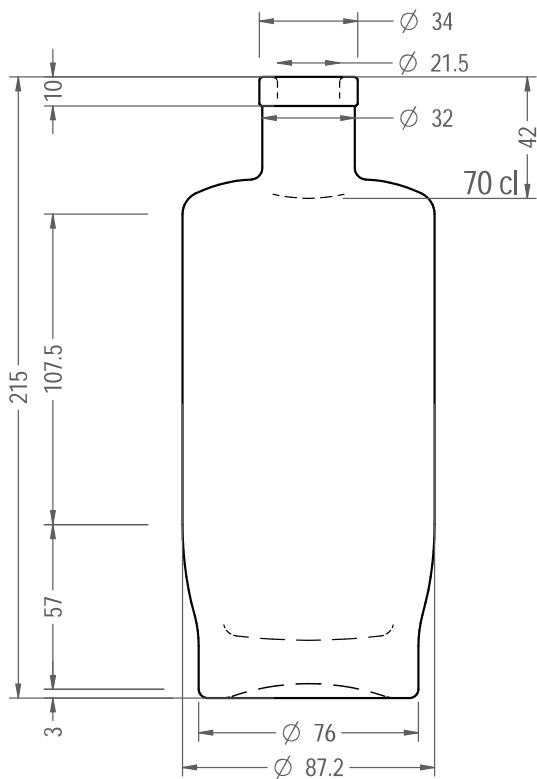


The Seraphine bottle features a refined design that reimagines classic rum and whiskey aesthetics. It innovates gently by meticulously balancing details: the tapered body, the graceful neck profile, and the distinctive shoulder. These elements harmoniously blend classical appeal with a fresh and innovative aesthetic.

Nominal Capacity ml	700*
Weight g	700
Height mm	233
Diameter mm	92.3
Finish type	FVL
Bore Diameter mm	21.5

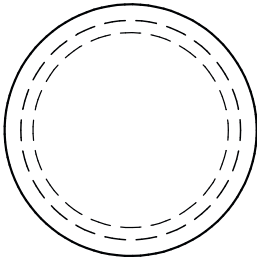


JUNDO



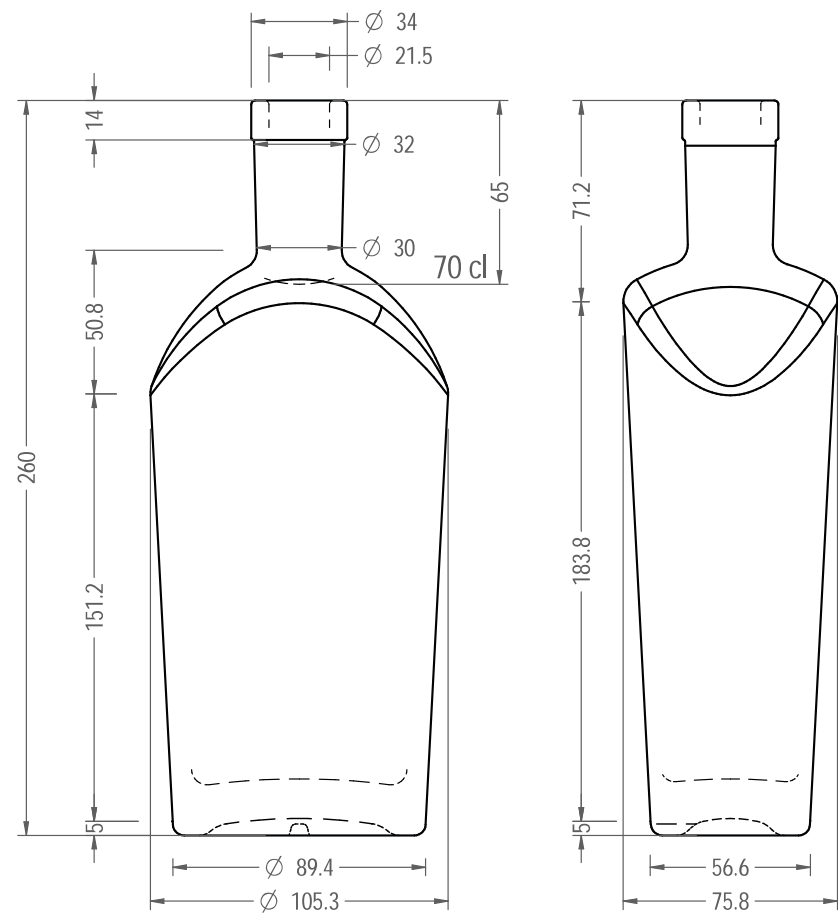
The Jundo bottle rejuvenates classic and traditional forms with a fresh and youthful touch. The heavy base tapers towards the bottom, transforming the sleekness of the design and lifting the product to a heightened level of originality.

Nominal Capacity ml	500*	700*
Weight g	600	750
Height mm	194.4	215
Diameter mm	78.9	87.2
Finish type	FVL	FVL
Bore Diameter mm	18.5	21.5



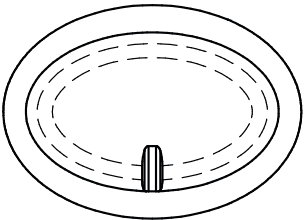
*Mold available; Stock not carried on floor

MODISH SUPREME

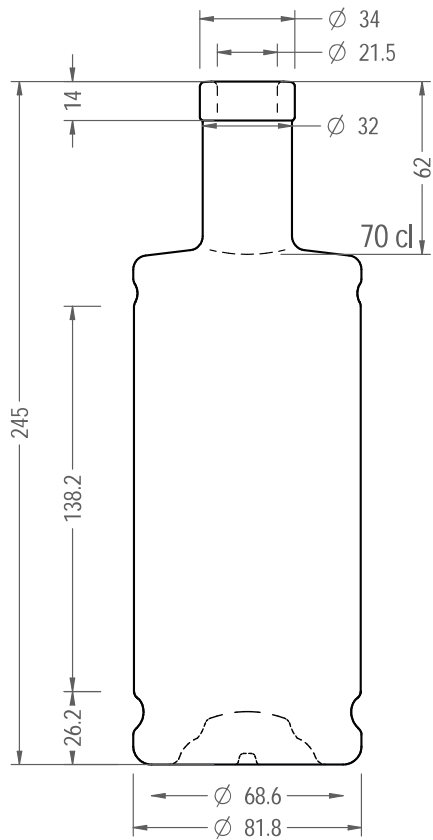


This Modish Supreme bottle exudes an aura of prestige, captivating with timeless charm that leaves a lasting impression. The transparency of the glass enhances the broad and dynamic shape of the body, harmonizing in a flawless geometrical blend.

Nominal Capacity ml	500*	700*
Weight g	600	762
Height mm	235.6	260
Diameter mm	95.1	105.6
Finish type	FVL	FVL
Bore Diameter mm	21.5	21.5

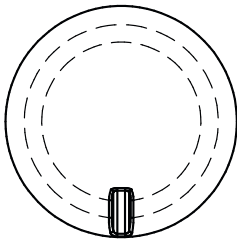


ALFIE



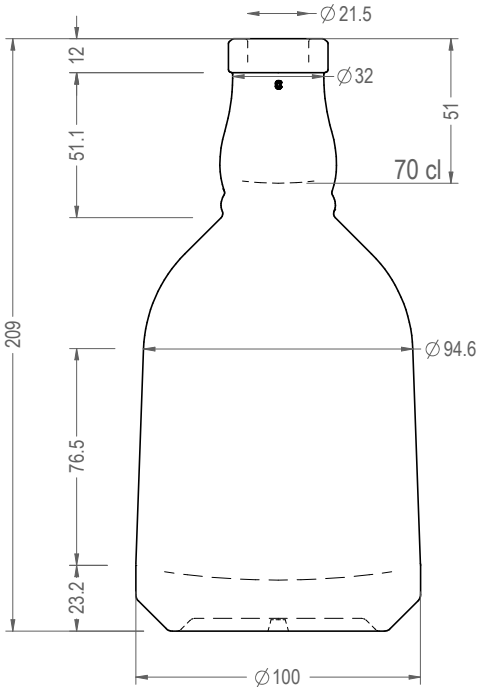
The elegant Alfie bottle features clean lines and minimal design, offering a strong and distinctive profile that will give your brand personality. The bottle is adorned with two rings, creating a modern and stylish interplay of shapes.

Nominal Capacity ml	500*	700*
Weight g	450	600
Height mm	223.1	245
Diameter mm	73.3	81.8
Finish type	FVL	FVL
Bore Diameter mm	18.5	21.5



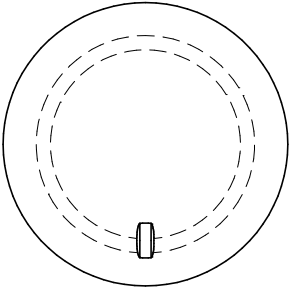
*Mold available; Stock not carried on floor

BEBEL



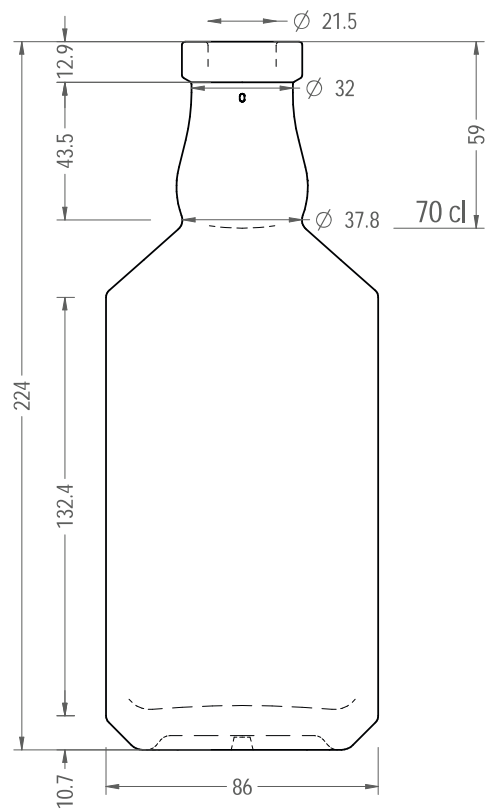
The Bebel bottle presents a conical design distinguished by a smooth shoulder profile and a still neck, making it a compelling choice for innovative whiskey and rum brands. The bottle's conical body introduces a touch of boldness, while the traditional still neck pays homage to heritage.

Nominal Capacity ml	700*
Weight g	700
Height mm	209.5
Diameter mm	100
Finish type	B
Bore Diameter mm	21.5



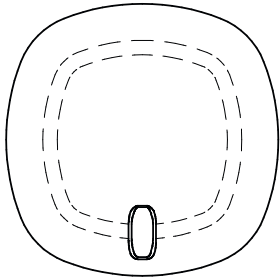
*Mold available; Stock not carried on floor

CLEEF



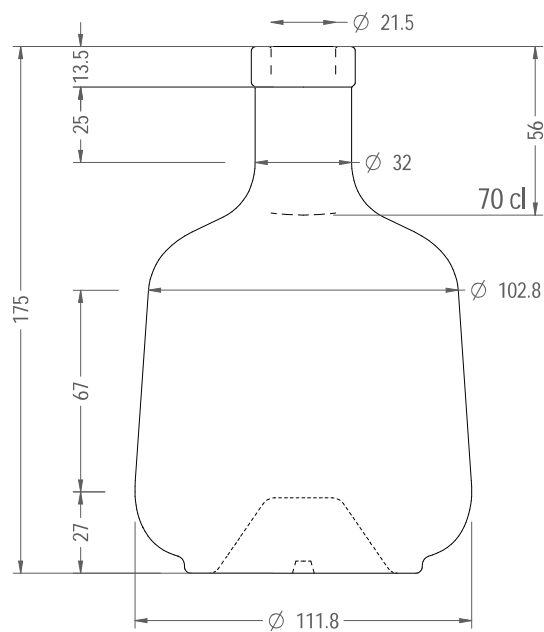
Crafted for whiskeys boasting a strong brand identity, this Cleef bottle features a squared base that provides ample space for branding. The distinctive still neck evokes a definitive “whiskey mood” for the end user. The shoulder presents an inclined profile that creates harmony between the body and neck.

Nominal Capacity ml	700*
Weight g	700
Height mm	224
Diameter mm	86
Finish type	B
Bore Diameter mm	21.5



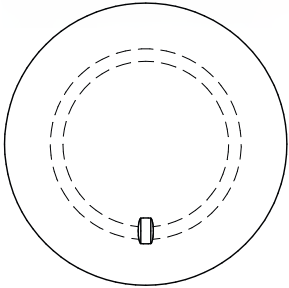
*Mold available; Stock not carried on floor

NORAH

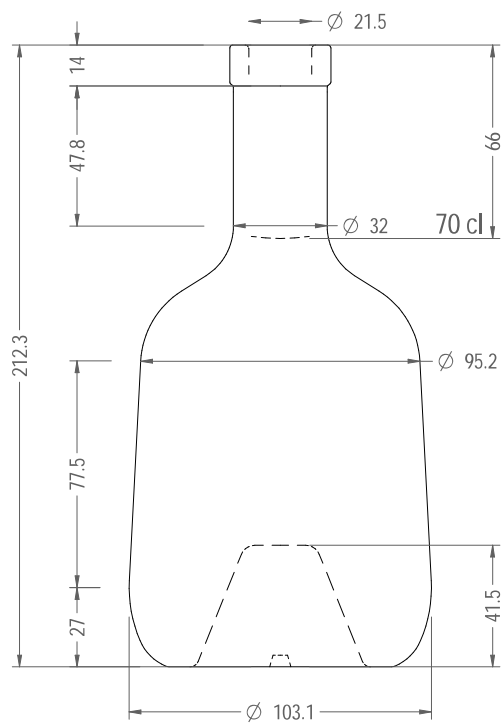


This Norah decanter aims for versatility. The base, shoulder, and slender neck collaborate to achieve a contemporary, sophisticated elegance that adapts seamlessly to a wide range of spirits: from modern brandy to premium gin to special editions of flavored spirits.

Nominal Capacity ml	700*
Weight g	650
Height mm	175
Diameter mm	111.8
Finish type	B
Bore Diameter mm	21.5

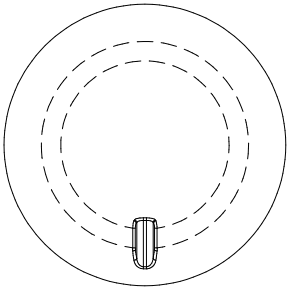


HARON



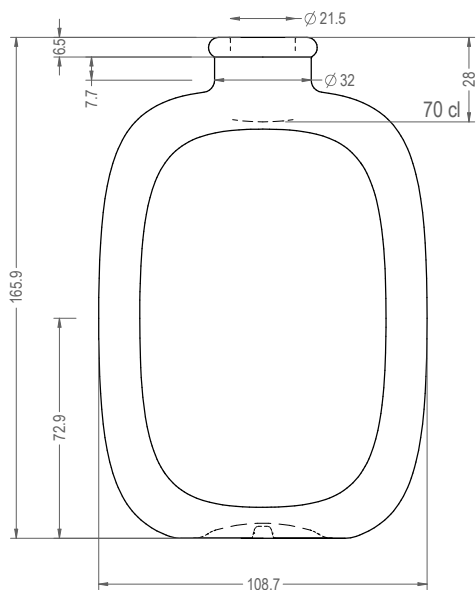
The Haron bottle presents a striking silhouette making it an ideal packaging solution for a variety of premium spirits. The conical design and elongated neck ensure that Haron is both instantly recognizable and elegantly sophisticated.

Nominal Capacity ml	700*
Weight g	600
Height mm	21.3
Diameter mm	103.1
Finish type	B
Bore Diameter mm	21.5



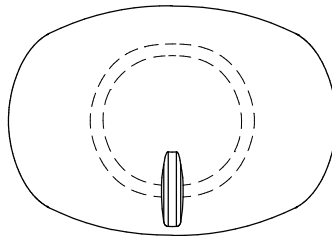
*Mold available; Stock not carried on floor

STONE

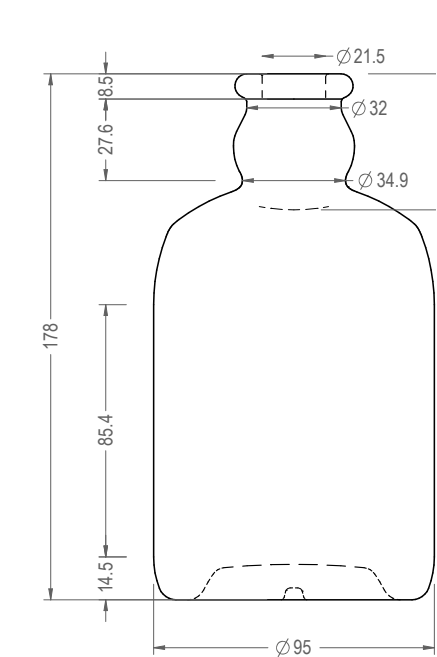


The Stone bottle features a vintage shape with a touch of disruptiveness. Its design exudes a strong sense of affordance, inviting you to grasp the bottle and pour the spirit. A strikingly short neck adds uniqueness to its appearance, while the two wide labeling surfaces provide ample space for branding.

Nominal Capacity ml	700*
Weight g	500
Height mm	165.9
Diameter mm	108.7
Finish type	R
Bore Diameter mm	21.5

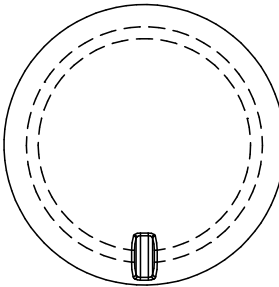


LUMIERE



A bubbly still neck for an item focused on versatility of use for many declinations of whiskey, rum and more. The cylindrical body offers space for important labels, but also for colorful decorations. The neck has an unusual shape keen on particular brands, but at the same time it can fit with a more traditional brand image.

Nominal Capacity ml	700*
Weight g	500
Height mm	178
Diameter mm	95
Finish type	R
Bore Diameter mm	21.5



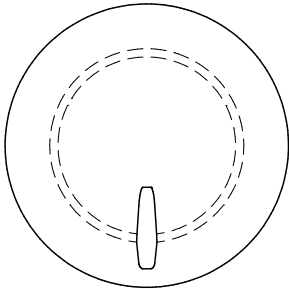
*Mold available; Stock not carried on floor

ALCHEMIST

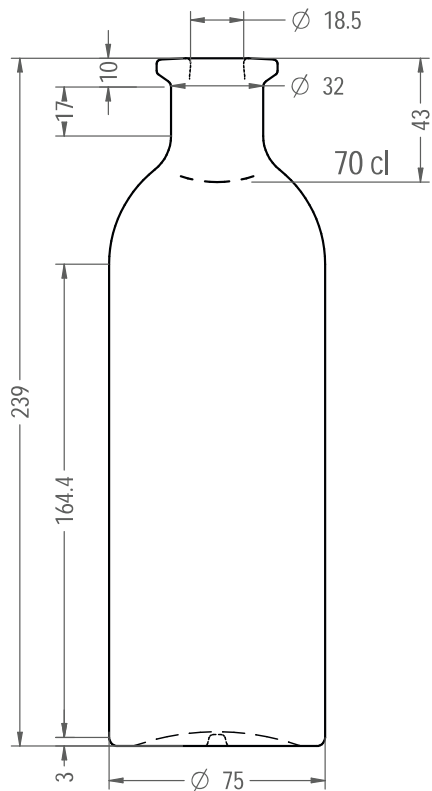


Inspired by the timeless world of chemistry, this design reimagines a chemical flask, connecting craft gins and bitters to the essence of the distillation process. The neck finish and flat shoulder are thoughtful design elements that enhance a minimalistic shape with rich, intricate details.

Nominal Capacity	ml	700*
Weight	g	500
Height	mm	172
Diameter	mm	99.7
Finish	type	BP
Bore Diameter	mm	18.5



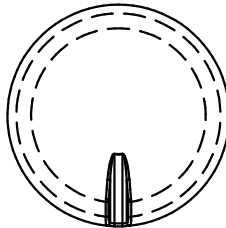
HELIUM MIXOLOGY



Helium Mixology combines the sustainability approach with a timeless design. It is developed in lightweight and half flint glass (up to 75% recycled glass), ensuring a fresh look with no needed compromises on glass quality.



Nominal Capacity ml	500*	700*	1000*
Weight g	350	400	500
Height mm	211.3	239	262.3
Diameter mm	68.8	75	85.4
Finish type	BP / VL	BP / VL	BP / VL
Bore Diameter mm	18.5	18.5	18.5



*Mold available; Stock not carried on floor

COMPLETING THE PACKAGE



CLOSURES FOR SPIRITS

No package is complete without the right closure. We offer a comprehensive range of closures in various materials and styles, suitable for both unique and standard bottle shapes. Our services include personalized closures, which can be customized with embossed logos, unique colors, and tailored shapes to create distinctive packaging solutions.

IN-STOCK CLOSURES

We offer a wide variety of stock closures, allowing you to choose the color and material that best suits your brand.



**34mm X 14mm WOODEN HEAD
SYNTHETIC SHANK, 22.5mm**
NATURAL, BLACK, BROWN

INTERNAL FINISH Ø

21.5 mm



**29mm X 13mm WOODEN HEAD
SYNTHETIC SHANK, 19.5mm**
BLACK, BROWN

INTERNAL FINISH Ø

18.5 mm



**30mm X 10mm PLASTIC HEAD
SYNTHETIC SHANK, 19.5mm**
BLACK

INTERNAL FINISH Ø

18.5 mm



CUSTOM CLOSURES AVAILABLE

Wood, glass, metal and more - we will create a unique closure to best suit your needs! Add embossed logos or unique colors and shapes to really set your brand apart from the competition.

Contact us to learn more about our wide assortment of stock and custom closure options.

DECORATION



COATINGS

This process sprays bottles with a coating of ink that can be color matched, transparent or opaque, matte or glossy finish, gradient spray, dramatic fades and vignettes.



HOT STAMPING

A printing method which consists of transferring a metal foil onto the surface of the bottle - available in a variety of colors.



EMBELLISHMENTS

Decorative elements made from materials like brass, copper, or stainless steel that can be affixed to glass bottles to enhance their appearance. They are often attached using adhesive or fitted snugly around the bottle, providing a luxurious finish that can elevate the overall presentation and appeal of the product.



ACID ETCHING

A chemical process where the outer layers of a glass container are removed to give the bottle a completely or partially translucent, frosted appearance with a stunningly smooth finish.



METALLIZATION

This technique allows you to achieve a full metal looking product. Metal particles are applied in a vacuum to the bottle surface, creating a thin metallic film providing a shiny look, ideal for very impactful products.



DIGITAL PRINTING

This printing process has the ability to print photo quality images directly onto a bottle.



SCREEN PRINTING

One of the most popular decorating techniques, in which ink is directly printed onto the surface of a container.



SHRINK SLEEVE

The process in which a full “sleeve” is applied to the container using either heat or steam.



PAD PRINTING

An alternative to screen printing for irregularly shaped containers, the color is applied one at a time to the container by a pliable silicone pad.



DECALING

Decals are pre-printed designs that are transferred onto the bottle's surface using heat or water bath (water slide decals). High-powered air dryers or ovens are used to set labels for long-term durability.



SUBLIMATION

Sublimation consists in a water transfer that allows an image to be “wrapped” onto any body shape. This transfer technology is mainly used to decorate products with irregular shapes.



PRESSURE SENSITIVE (PS) LABEL

The most common application where a label self-adheres to a product's surface using pressure.



UNPACKING Y/OUR SUSTAINABILITY POTENTIAL

As **Hybrid Packaging Supplier®**, we pursue our sustainability vision from the very beginning, by conceiving, designing, and branding our solutions to optimize the balance between maximum performance and minimal environmental impact.



OUR SUSTAINABILITY PURPOSE

We believe the perfect package is about more than just protecting and preserving the product inside. It's about differentiating from the competition, standing out on the shelf and online, creating an effective and memorable user experience, and equally as important, protecting and preserving the environment for generations to come.



OUR SUSTAINABILITY VISION

At Berlin Packaging, we aim to be an industry-leading provider of sustainable packaging products and services.

OUR SUSTAINABILITY APPROACH: THE C.O.R.E. MODEL

From quantitative assessments to marketing strategies, our C.O.R.E. sustainability approach covers it all.

C

CIRCULARITY

- Recyclability
- Recycled content
- Strategic sourcing and stock solutions
- Material innovation and discovery



OPTIMIZATION

- Lightweighting
- Packaging and product efficiency
- Value analysis / Value engineering
- Local manufacturing

R

REUSE & REFILL

- In-house, on-the-go and in-store refill systems
- Reuse & refill system design and implementation

e

ENVIRONMENTAL SERVICES

- Sustainability strategy roadmapping
- Consumer and market insights
- Quantitative assessments
- Custom design & product innovation
- Sustainability education and communications

ENVIRONMENTAL SERVICES



SUSTAINABILITY EDUCATION AND COMMUNICATIONS

We train our customers to capture and retain value, and help them write substantiated and quantifiable sustainability claims.



CUSTOM DESIGN AND PRODUCT INNOVATION

We develop bespoke sustainable products with our in-house design engine Studio One Elever®, leveraging our global network of partners.



QUANTITATIVE ASSESSMENTS

We measure and compare the environmental impact of packaging to guide decision-making, and we assess product recyclability criteria.



SUSTAINABILITY STRATEGY ROADMAPPING

We support our customers in defining their product sustainability strategy and build comprehensive circularity roadmaps for their projects.



CONSUMER AND MARKET INSIGHTS

We identify sustainability drivers and provide insights and updates that drive change.

We are committed to leading the future of sustainable packaging. As a company, we are dedicated to driving positive impact for our people and our planet. Our ESG strategy focuses on unpacking sustainability potential, whether it be within our own company, for our customers, or with our supplier network and partners.

ENVIRONMENTAL

We will do our part to fight climate change by minimizing our environmental impact and offering sustainability-focused products and services to our customers across all end-use markets and geographies.

SOCIAL

We pledge to promote a culture of sustainability throughout the packaging value chain, from our customers to our suppliers, within our teams, and in the local communities in which we operate.

GOVERNANCE

We strive to create sustainable growth by promoting the values of integrity and respect, and by earning trust with all our internal and external stakeholders alike.

CASE STUDIES



BLANTON'S BOURBON

Blanton's bourbon, once exclusive, now widely available. For a special European launch, Studio One Eleven crafted custom packaging inspired by its barrel charring process. The case offers a unique unboxing experience, showcasing the iconic bottle and collectible horse stopper.



IRON FISH

Iron Fish, Michigan's first farm-based distillery, unveils its Estate Series, paying homage to its roots. Studio One Eleven crafts unique packaging, reflecting the land and water heritage. The bottle features vintage-inspired labels and the brand's steelhead logo, embodying regional pride and premium quality.



REGIMENTAL SPIRITS

Inspired by the armed forces, the team crafts a canteen-shaped bottle with embossed brandmark and military-inspired graphics. A unique neck finish and closure complete the impactful design, breaking convention with patriotic flair.



JACK DANIEL'S BITTERS

When Bourbon Barrel Foods enlisted Studio One Eleven for a Jack Daniels branded bitters bottle, honoring the iconic brand was key. The custom amber bottle, inspired by Jack Daniels whiskey, features a unique design for bitters. The label retains the brand's signature look, ensuring it matches its iconic status.



FABRIZIA

Fabrizia Spirits, honoring Sicilian lemons, launches vodka sodas. Hand-drawn fruit illustrations reflect artisanal craftsmanship, encircling a blue seal housing a simple brandmark. The white and blue palette feels refreshing, with color-coded flavor banners enhancing shoppability.



BOOTLEG WHISKEY

Heaven's Door Bootleg Series, inspired by Bob Dylan, unveils an annual limited-release product. Studio One Eleven crafted a leather journal reflecting Dylan's creativity. Each year's edition boasts a unique design, such as ornate gothic patterns or Spanish-inspired motifs. Gold accents and embossing add a touch of elegance, honoring Dylan's legacy.



FID STREET GIN

After designing a custom bottle for Pau Maui vodka, Studio One Eleven created the Fid Street Gin package. Named after a historic Hawaiian spot, Fid Street Gin's bottle features custom turquoise glass with a sea-inspired hammered texture. Debossed label panels and a neck band reflect the brand's colonial influence. Our team managed the complex manufacturing to achieve the unique design, capturing the essence of Hawaii.



ON THE ROCKS PREMIUM COCKTAILS

On the Rocks' pre-mixed cocktails get standout packaging from Studio One Eleven. Bottles blend glass and PET, suiting any setting. Clean, impactful design complements the cocktails' smoothness for an eye-catching appeal.

BERLIN PACKAGING:

OUR COMPANY AROUND THE WORLD

100+

Locations

4

Continents

50k+

Packaging
Components

6M

Square Feet of
Warehouse Space

1,700+

Suppliers

2,100+

Team members



LET'S DEVELOP YOUR SPIRITS PACKAGING TOGETHER

We are eager to assist you in creating the perfect package. As your packaging partner, we provide a wide range of bottles and closures, along with custom decoration and a suite of revenue-boosting services.



SPIRITS

PACKAGING SOLUTIONS